

seratone®

CREATIVE
VERTICAL
SOLUTIONS

seratone®

Care Instructions





Seratone cleaning guidelines

Recommends: *Jif Powerspray, Sunlight liquid, Ajax spray n wipe – multi purpose, kitchen antibacterial, bathroom antibacterial, Handy Andy, bleach.*

- Adhere to cleaner manufacturer's instructions
- A soft cloth is recommended
- Do not use scouring pads, abrasive cloths or cream cleaners (e.g. steel wool) as these may damage the surface
- The removal of dust from the surface can be easily achieved by the use of an electrostatic dusting cloth (e.g. *Johnson's Pledge Grab-it*).


Soap Build-up

- Use recommended cleaner or wash down with clean, warm, soapy water. Rinse cloth or sponge with water from the tap and wipe dry.


Seratone Jointers


Colour matched, powder coated jointers are available in 9 profiles to create a professional finish in any application.

**Standard
Jointers**



**Professional
Jointers**





For sample requests,
please phone **0800 99 99 39**
or fax **0800 99 99 59**

For more information or order enquiries
please phone Laminex New Zealand®
on **0800 303 606**, fax **0800 303 707**
or visit **www.laminexnewzealand.co.nz**

Laminex
New Zealand®